

## Audience Overview

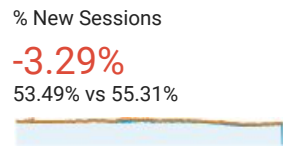
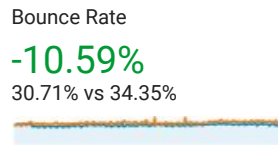
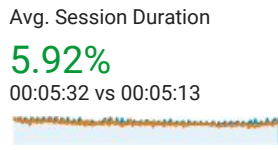
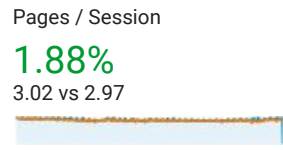
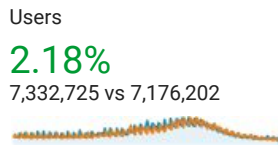
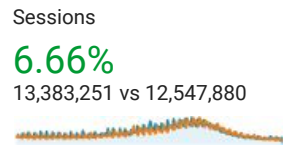
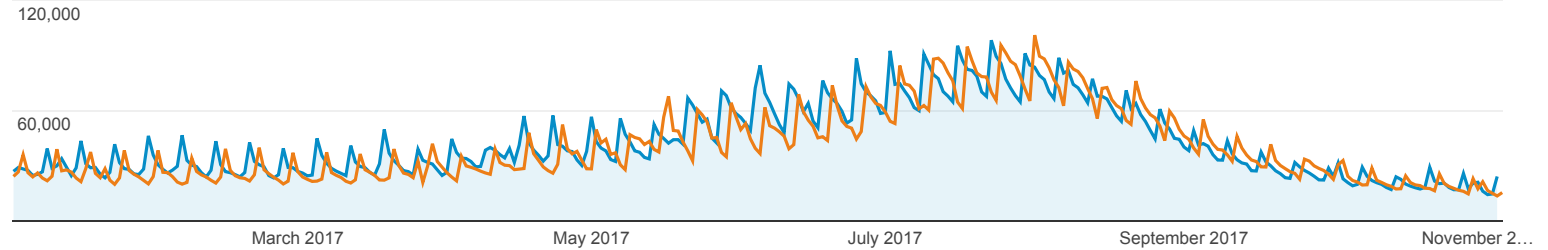
All Users  
+0.00% Sessions

Jan 1, 2017 - Nov 5, 2017  
Compare to: Jan 1, 2016 - Nov 5, 2016

### Overview

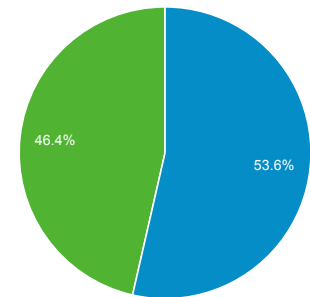
Jan 1, 2017 - Nov 5, 2017: Sessions

Jan 1, 2016 - Nov 5, 2016: Sessions

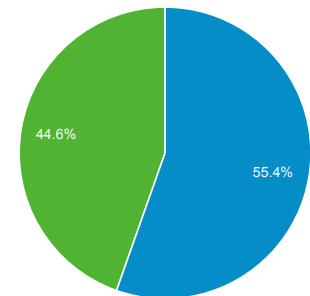


New Visitor Returning Visitor

Jan 1, 2017 - Nov 5, 2017



Jan 1, 2016 - Nov 5, 2016



### Language

Sessions % Sessions

#### 1. de

Jan 1, 2017 - Nov 5, 2017

4,947,134 36.97%

Jan 1, 2016 - Nov 5, 2016

4,504,505 35.90%

% Change

9.83% 2.97%

#### 2. de-de

Jan 1, 2017 - Nov 5, 2017

3,874,735 28.95%

Jan 1, 2016 - Nov 5, 2016

3,672,764 29.27%

% Change

5.50% -1.09%

#### 3. en-us

Jan 1, 2017 - Nov 5, 2017

536,508 4.01%

Jan 1, 2016 - Nov 5, 2016

538,964 4.30%

% Change

-0.46% -6.67%

#### 4. de-ch

Jan 1, 2017 - Nov 5, 2017

0.00%

	Jan 1, 2016 - Nov 5, 2016	416,648	3.11%
	<b>% Change</b>	<b>17.12%</b>	<b>9.81%</b>
5.	<a href="#">nl-nl</a>		
	Jan 1, 2017 - Nov 5, 2017	323,492	2.42%
	Jan 1, 2016 - Nov 5, 2016	330,352	2.63%
	<b>% Change</b>	<b>-2.08%</b>	<b>-8.19%</b>
6.	<a href="#">nl</a>		
	Jan 1, 2017 - Nov 5, 2017	289,856	2.17%
	Jan 1, 2016 - Nov 5, 2016	260,680	2.08%
	<b>% Change</b>	<b>11.19%</b>	<b>4.25%</b>
7.	<a href="#">pl</a>		
	Jan 1, 2017 - Nov 5, 2017	270,561	2.02%
	Jan 1, 2016 - Nov 5, 2016	264,535	2.11%
	<b>% Change</b>	<b>2.28%</b>	<b>-4.11%</b>
8.	<a href="#">de-at</a>		
	Jan 1, 2017 - Nov 5, 2017	259,548	1.94%
	Jan 1, 2016 - Nov 5, 2016	224,091	1.79%
	<b>% Change</b>	<b>15.82%</b>	<b>8.59%</b>
9.	<a href="#">en-gb</a>		
	Jan 1, 2017 - Nov 5, 2017	214,012	1.60%
	Jan 1, 2016 - Nov 5, 2016	185,654	1.48%
	<b>% Change</b>	<b>15.27%</b>	<b>8.08%</b>
10.	<a href="#">cs</a>		
	Jan 1, 2017 - Nov 5, 2017	198,321	1.48%
	Jan 1, 2016 - Nov 5, 2016	198,738	1.58%
	<b>% Change</b>	<b>-0.21%</b>	<b>-6.44%</b>